




Spelling: make, take, came, game, gate, late, chin, graph, some, today

High Frequency Words: away, now, some, today, way, why

ALL PLANS ARE SUBJECT TO CHANGE.

Time	Monday	Tuesday	Wednesday	Thursday	Friday
7:55-8:00	Roll, pledge, sharpen pencils	Roll, pledge, sharpen pencils	Roll, pledge, sharpen pencils	Roll, pledge, sharpen pencils	Roll, pledge, sharpen pencils
8:00-8:30		Lab	Lab	Lab	Lab
8:00-9:30 Reading Word Work Fluency: Intonation, Phrasing, Expression Phonemic Awareness: identity, addition, substitution, blending and segmentation Phonics: a consonant sneaky e Structural Analysis: inflectional ending s -ed and -ing High Frequency Words	 <p>COSTUME PARADE</p> <p>Word Work Read Big Book "A Second is a Hiccup" Introduce High Frequency Words Introduce Spelling Words</p>	<p>Word Work Listening Comprehension—Ask and Answer Questions with a Partner Shared Read "Nate the Snake is Late" Workbook—a consonant sneaky e Workbook—high frequency words in a sentence Workbook—words with a consonant sneaky e Workbook—sequence chart</p>	<p>Word Work Read Big Book "A Second is a Hiccup" Close Reading with "On My Way to School" Workbook—Read "Whale at the Lake" Workbook—story questions: character, setting, plot Workbook—contractions with not</p>	<p>Spelling Pre-Test Word Work Close Reading with "On My Way to School" Workbook—text features: bold print Workbook—Write about Reading: character, setting, plot</p>	<p>Spelling Test</p> <p>Word Work</p> <p>Test on Unit 3 Lesson 1</p>
9:30-10:00 Language Arts	Verbs	Verbs	Verbs	Grammar workbook--verbs	Narrative Writing
10:00-10:30 Writing	Write spelling words four times each	Write spelling words four times each for handwriting	Spelling Workbook	Story Elements Writing	Narrative Writing continued
10:30-11:00 Lunch	Lunch	Lunch	Lunch	Lunch	Lunch
11:30-12:30 Math	 <p>Pumpkin investigation/math</p>	Lesson 5.5—How can you use relate facts to find missing numbers?	Lesson 5.6—How can you use related facts to find missing numbers?	Lesson 5.7—How do you choose when to add and when to subtract?	Lesson 5.8—How can you add and subtract in different ways to make the same number?
12 :30-1 :00	AR	AR	Music	AR	Media
1 :00-1 :30 PE	PE	PE	PE	PE	PE
1:30-2:30 Science/Social Studies	 <p>Lesson 2 continued What makes objects look bigger?</p>	Chapter 2 Lesson 3 "What Makes Object Look Bigger?"	Lesson 3 continued Microscopes Telescopes	Review Lesson 3 2.3 Lesson Check	Lesson 4 "What is the sun?"
2:30-2:57-BUS DUTY	BUS DUTY	BUS DUTY	BUS DUTY	BUS DUTY	BUS DUTY